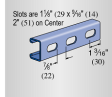



P4100 UNISTRUT



P4100T - 1-5/8" x 13/16", 14 Gage, Slotted



MIDWAY BETWEEN CROSSBARS KEEP FIN TUBES ORGANIZED USING VINYL COATED SS STRAP
 ALTERNATIVE STRAP IS GLUE STRIP UNDER FIN TUBES - NO UPLIFT RESISTANCE



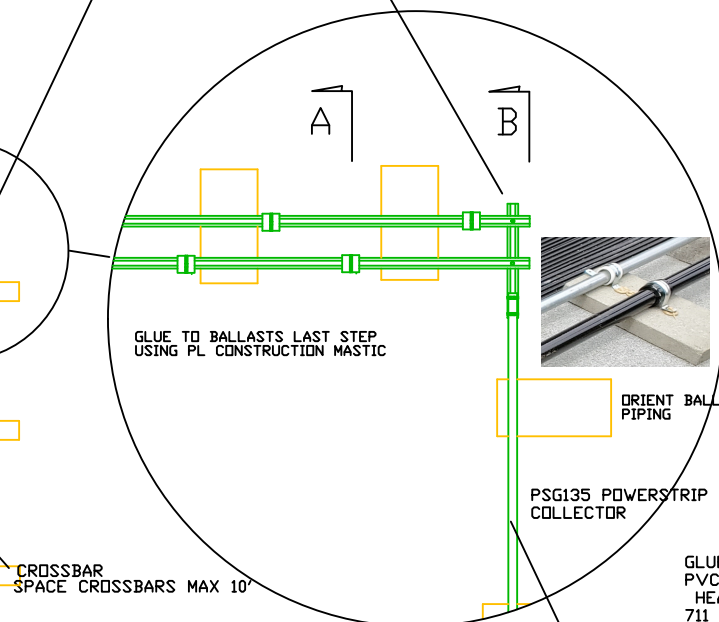
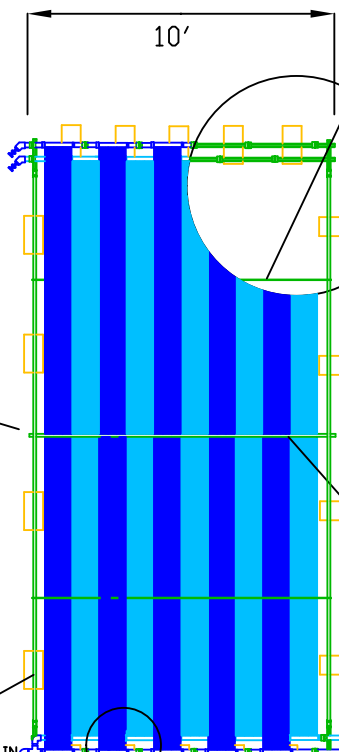
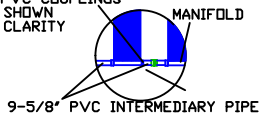
SLIP COLLAR IS 2' PVC PIPE x 2' LONG ATTACHED TO UNISTRUT WITH #44 ALL SS HOSE CLAMP
 POSITION SCREW AND TAG END TO NOT INTERFERE WITH FIN TUBING
 DO NOT OVERTIGHTEN - MAKE SURE HEADERS CAN EXPAND AND CONTRACT



CROSSBAR TO EDGE BAR CONNECTED WITH 1" 2 HOLE OR 1 HOLE EMT GALV PIPE CLAMP AND 2 or 1 ALL SS #20 HOSE CLAMP



1.5" PVC COUPLINGS NOT SHOWN FOR CLARITY



GLUE TO BALLASTS LAST STEP USING PL CONSTRUCTION MASTIC

CROSSBAR SPACE CROSSBARS MAX 10'

CONCRETE BALLASTS SPACED 5 FEET MAX
 DO NOT LOOP FREE ENDS OF MANIFOLDS

CONCRETE BALLASTS SPACED 2 FEET MAX.

CORNERS - 12" UNISTRUT BOLTED TO LONG UNISTRUT UNDER HEADERS WITH 3/8" UNISTRUT NUTS HDG NUT AND WASHERS



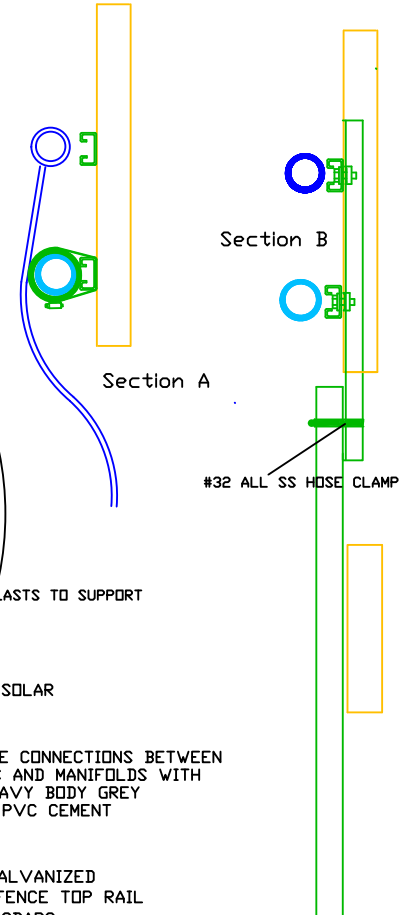
CHAIN LINK FENCE TOP RAIL TO UNISTRUT CORNER DETAIL'

ORIENT BALLASTS TO SUPPORT PIPING

PSG135 POWERSTRIP SOLAR COLLECTOR

GLUE CONNECTIONS BETWEEN PVC AND MANIFOLDS WITH HEAVY BODY GREY 711 PVC CEMENT

1.375"OD GALVANIZED CHAIN LINK FENCE TOP RAIL EDGE AND CROSSBARS



HOT SUN INDUSTRIES INC. 1440 N Benson Ave Ste D Upland CA 91786 858 683 0800 www.h2otsun.com		POWERSTRIP SOLAR BALLASTED MOUNTING STAGGERED HEADERS	
ECH/SC	DATE	NO. DESSIN / DWG NO.	GR/SIZE
	Oct. 17 2019		
PAR/BY	KEN WRIGHT		
VER/CHK			